

RAMJAS INTERNATIONAL SCHOOL

HOLIDAY HOMEWORK – 2024-25

CLASS 6

Holiday HW is divided into two sections – A and B

Section A consist of Inter disciplinary Art integration activity which has to be done in groups and section B consists of Subject wise holidays HW which has to be done by all students individually.

SECTION A INTER DISCIPLINARY ART INTEGRATION ACTIVITY WITH PARTNER STATE: ANDAMAN AND NICOBAR ISLANDS



The whole Class will be divided into 5 competency based homogenous groups of about 8 students each. Students are required to make a scrapbook where each subject is allotted two pages.



The scrapbook should feature content comparing the Andaman & Nicobar Islands and Delhi across various categories specified within the subjects mentioned.

Suggestion: concise writing and prioritize visual representation in the scrapbook.

| SUBJECT | ACTIVITY/ WORK ASSIGNED |
|---------|--|
| ENGLISH | Each group has to explore major festivals celebrated in their assigned region, highlighting their cultural significance, rituals, and traditions. Create colourful posters showcasing images and descriptions of festival celebrations. |
| HINDI | अनूठा गुजरात पाठ पढ़िए जिस प्रकार पाठ में मेलों का वर्णन किया गया है उसी प्रकार अंडमान निकोबार के मेलों के बारे में एवं परिधान के विषय में जानकारी प्राप्त कर किन्हीं दो मेलों एवं परिधान के चित्र A4 शीट में चिपका कर उनके विषय में लिखिए। इस कार्य के लिए सभी विद्यार्थियों को 5 अंक प्रदान किए जाएंगे। |
| MATHS | Compare key statistics including population, temperature, and area between Andaman Nicobar Islands and Delhi. Collect the data relating to the population, temperature, and area of Delhi VS. Andaman & Nicobar Islands and compare them. Paste their pictures and represent the data in tabular form. |

| | |
|----------|---|
| S.S.T. | In the social science section of the scrapbook depict the Physical Features and Climate OR Physical Features and Monuments and Architectures of Delhi and Andaman and Nicobar Islands. Compare, Contrast, mention similarities between two Union Territories. Use creative environment friendly ways to depict the topic (drawing , painting , origami, pasting etc.) |
| SCIENCE | 1. Create a collage showcasing and comparing the diverse fruits, vegetables, and ingredients grown in Andaman and Nicobar Island and Delhi. 2. Design recipe cards for a traditional Andaman and Nicobar Island dish, detailing its ingredients, cooking methods and nutritional significance. |
| SANSKRIT | अधोलिखित फलों के नाम हिंदी , संस्कृत एवं अंडमान निकोबार में बोली जाने वाली भाषा में नाम लिखिए। इस कार्य के पांच में से अंक दिए जाएंगे। शीट के पिछले हिस्से में ही एक कोने में आप अपना नाम और कक्षा अवश्य लिखें। आम्रम्- आम द्राक्षा- अंगूर कदलीफलम्- केला सेवफलम् - सेब नारंगम्- संतरा दाडिमम्- अनार नारिकेलम्- नारियल आम्रलम्- अमरूद जम्बूफलम्- जामुन बदरीफलम्- बेर लीचिका- लीची खर्जूरम्- खजूर |

SECTION B (HOLIDAY HOMEWORK)



English Holiday Homework

Read the novel – The Wizard of Oz and make the following :

Create a Character Journal: Choose a character from the book (Dorothy, Scarecrow, Tin Man, or Cowardly Lion) and create a journal from their perspective.

Design a New Land of Oz: Imagine a new region in the Land of Oz that wasn't explored in the book. Draw a map, describe its inhabitants, and write a short story set in this new land.

Write a Sequel: Imagine what happens to Dorothy and her friends after the events of the book. Write a short story, detailing their further adventures in Oz or their return to Kansas.

NOTE: All work to be done on A4 sheets and compiled together in a folder bearing your name, class, section and Roll No.

हिंदी ग्रीष्मावकाश कार्य-

लिखने योग्य कार्य

* बीस सुलेख लिखिए।

* आप अपने माता-पिता के साथ यात्रा पर अवश्य जाते होंगे। वहां आप अपने खूब रौनक, आनंद, भीड़, शोर, तनाव, दुकानदारों और ग्राहकों की झिंक-झिंक और साथ ही कुछ मजेदार किस्सों का अनुभव प्राप्त किया होगा। अपने उन्हीं खट्टे-मीठे अनुभवों का वर्णन A4 शीट में रंगीन सुन्दर चित्र बनाकर अपने विचारों को लिखें।

सबसे नीचे अपना नाम और कक्षा अवश्य लिखें।

जिनका काम सुन्दर एवं प्रभावशाली होगा उनका हम संचिता पत्रिका में छपवाएँगे। इसके लिए भी अंक मिलेंगे।

सुनहरी धूप पुस्तक के सभी पाठों को पढ़िए।

* रामायण सार पढ़ें और लघु प्रश्नोत्तर स्वयं करें।

* A4 शीट में रामायण के किन्हीं दो पात्रों के चित्र बनाकर उनका वर्णन करें।

पिटारा-(कहानी)

पिटारा पूरक पुस्तक की कहानियाँ पढ़कर आप स्वयं दो रोचक कहानी चित्र सहित लिखें।

जिसकी स्वरचित कहानी प्रभावशाली एवं शिक्षाप्रद होगी उसे संचिता में छपवाया जाएगा।

कहानी के नीचे अपना नाम, कक्षा, वर्ग लिखिए-

* याद करने योग्य कार्य-

* व्याकरण संबोध-





शब्द - मंजूषा

* पर्यायवाची शब्द (1) रिश्ते -नाते संबंधी शब्दों के पर्यायवाची

(2) पशु - पक्षी संबंधी शब्दों के पर्यायवाची पृष्ठ संख्या -38

- *विलोम शब्द (जड़ से आधुनिक तक) पृष्ठ संख्या -42
- *अनेकार्थक शब्द (1से12 तक)पृष्ठ संख्या -46
- *श्रुतिसमभिन्नार्थक शब्द (1से15तक) पृष्ठ संख्या -52
- *अनेक शब्दों के लिए एक शब्द (1से24 तक) पृष्ठ संख्या -50
- *मुहावरे -पृष्ठ संख्या 160- 161पर दिए गए हैं -
- 1मानव अंगों पर आधारित मुहावरे
- 2 संख्या आधारित मुहावरे
- 3 पशु संबंधी मुहावरे 4 क्रोध आधारित मुहावरे

अनुच्छेद लेखन A4शीट में करना है -80शब्दों लिखें।

- *  उगते हुए सूर्य का वर्णन
 - *    अपने किसी भी पालतू पशु के विषय में वर्णन-
- पत्र लेखन - मित्र को पत्र
कक्षा छठी में मेरा पहला दिन कैसा गुजरा वर्णन करते हुए पत्र लिखिए –

MATHS HOLIDAY HOMEWORK

Complete all questions from all exercises of the following chapters from MATHS NCERT EXEMPLAR PROBLEMS BOOK

Chapter 2: Whole Numbers Chapter 3: Playing with Numbers

The work should be done in the Assignment Sheets (Ruled A4 Size) and should be submitted in a folder latest by 05.07.24. Also prepare well for the upcoming UT1 Examination.

UT-1 SYLLABUS: Chapter 2: Whole Numbers

Chapter 3: Playing with Numbers

SCIENCE HOLIDAY HOMEWORK

FOOD FORTIFICATION

The Food Fortification Resource Centre (FFRC), established by the Food Safety and Standards Authority of India (FSSAI), aims to promote the production of fortified foods (+F) to address nutritional deficiencies. Fortification involves adding vital vitamins and minerals like iron, iodine, zinc, vitamins A and D to commonly consumed foods such as rice, wheat, oil, milk, and salt to

enhance their nutritional value. Fortification of food typically does not involve the addition of macronutrients such as fat, carbohydrates, or proteins, synthetic flavors, colors, or preservatives. Go through their websites and research about the above-mentioned information in detail.

FSSAI: <https://fortification.fssai.gov.in/>

FFRC: <https://www.fortifyhealth.global/ffrc.html>

Based on your research and information collected do the following in A4 size sheets:

1. Find out and draw the logo issued by the FFRC to indicate the particular food item is fortified.
2. Make a table as shown below and list the names of any five fortified food items and the nutrients with which they are fortified.

| S No. | Food item | Fortified with | Manufacturer/Brand |
|---------|-----------|-----------------|--------------------|
| Example | Milk | Vitamin A and D | Amul |

NUTRITIONAL POTLUCK

Organize a nutritious potluck gathering at home with the help of your parents and invite your friends or family members to join the event. Your task is to prepare a healthy and nutrition rich dish with the help of your elder family members. Talk about how the dish contributes to a balanced diet, providing essential vitamins and components of food necessary for good health. Describe the enjoyable process of preparation, filled with shared stories and laughter in the kitchen. Create a summary video of about 3 minutes for the entire session and include the following:

- a. List of ingredients used along with their respective quantities and how they were measured in grams, teaspoons, cups, liters, etc.
- b. The preparation process, highlighting the nutritional value, its type and health benefits of the ingredient used.
- c. Photographs of the prepared dishes and a photograph of the get together of the potluck session.

You can use canva or any similar platform to create the video. You may voice-over or can include soft background music.

OR

III. Create a working model based on a scientific principle. You may choose from any scientific principles. The most creative and innovative model will be chosen for display at the Annual Science Exhibition.

S.S.T. HOLIDAY HOMEWORK

HHW social science

- complete the worksheet given on Early Humans-1

- revise the topics taught in class for upcoming tests in July

I. Choose the correct option:

Q1. In the early stages, human were _____ and nomads.

- a. hunter-gatherers
- b. advanced
- c. singers
- d. musicians

Q2. Stone tools of _____ Stone Age are called microliths.

- a. Old
- b. New
- c. Middle
- d. India


Q3. _____, a type of stone, was widely used for making tools and weapons.

- a. Limestone
- b. Flint
- c. Marble
- d. Shale

Q4. One of the greatest discoveries made by early humans was of

- a. painting
- b. tool making
- c. hunting
- d. fire

II. Draw your own cave painting in the box given below and write few lines describing the painting:



III. Observe the picture and answer the questions that follow:



- i. Which technique of stone tool making is shown in the picture? _____
- ii. Name the other technique of tool making. _____

ग्रीष्मावकाश गृहकार्य

विषय-संस्कृत

पठित पाठों को अनुवाद सहित याद करें।

दिव्यम भाग -1

*शब्द- परिचय:(संज्ञा)

शब्दरूपों को अपनी ग्रीष्मावकाश गृहकार्य कॉपी में लिखकर स्मरण करें।

*शब्द रूप-देव, लता, फल (केवल प्रथमा विभक्ति) याद करें-

*सर्वनाम शब्द रूप-तत्, किम्, एतत्, इदम् शब्द रूप तीनों लिंगों में याद करें। (प्रथमा एवं द्वितीया विभक्ति में) याद करें

*अस्मद्, युष्मद्(प्रथमा एवं द्वितीया) याद करें-

*धातु रूप-अस्, कृ, भू, पठ् लट् लकार ,वर्तमानकाल में याद करें-

*संख्या-1से10तक तीनों लिंगों में

एक से चार तक की संख्या के तीनों लिंगों के A4 शीट पर चित्र बनाकर रंग भरकर संस्कृत में संख्या लिखिए-

*समय- घड़ी का (Modal) माडल बनाना है -

वादनम्, सपाद, सार्ध, पादोन समय कक्षा में प्रत्येक छात्र से पूछा जाएगा -

विशेष - सभी कार्य को कॉपी में अवश्य लिखें |

फलों का मानवीकरण करते हुए कक्षा में बच्चों से वाक्य वाचन कर अभिनय कराया जाएगा।
इसके अंक अलग से दिए जाएंगे।

20 जून 2024 तक योगासन करते हुए वीडियो बनाकर प्रदत्त मेल में प्रेषित अवश्य करें |

kulprasad1988@gmail.com

Computers Holiday Homework

Prepare the following on MS Excel

1. Create a New Worksheet:

Open MS Excel and create a new worksheet.

2. Header Section:

In cell A1, type "Holiday Expenses Tracker" as the title of the worksheet.

3. Data Entry:

- Create the following columns for data entry:

- o Date (Column A)

- o Item (Column B)

- o Cost (Column C)

- o Category (Column D)

4. Data Entry:

- In Column A, list the dates of your holiday (e.g., Day 1, Day 2, etc.).

- In Column B, list items you purchased during each day of the holiday.

- In Column C, enter the cost of each item.

- In Column D, categorize each item (e.g., Food, Transportation, Accommodation, Souvenirs).

5. Total Expenses Calculation:

- In cell C2, use the SUM function to calculate the total expenses for the holiday.

- Example Formula: =SUM(C2:C100)

- Format the total cell (C2) to make it bold or use a different color to make it stand out.

6. Chart Creation:

- Select the range of cells containing the categories and their corresponding expenses (Columns D and C).
- Go to the "Insert" tab and choose the appropriate chart type (e.g., Pie Chart or Bar Chart).
- Customize the chart's appearance, such as adding labels and a title.
- Place the chart next to the expense tracker table.

7. Functions:

- Use the following functions to analyze the data:
 - o AVERAGE: Calculate the average cost per item/category.
 - o MAX: Find the highest expense incurred during the holiday.
 - o MIN: Find the lowest expense incurred during the holiday.

8. Conditional Formatting:

- Apply conditional formatting to highlight cells with high expenses (e.g., expenses above a certain threshold).
- This can help identify areas where spending might need to be reduced in the future.

9. Conclusion:

- Write a brief summary of your holiday spending habits based on the data and charts generated.
- Highlight the areas where you could save money in the future.

10. Save and Share:

- Save your worksheet, upload it on Google drive and share the link (with viewer rights) on the Google form when asked.

ART HOLIDAY HOMEWORK

- 1) Pg 46- IMPRESSION OF LEAVES AND FLOWERS, FALEN ON GROUND. DO 2 WORKS ON A4 SIZE SHEET
- 2) Pg 45, 58 and 59- MAKE ANY COMPOSITION USING STENCIL TECHNIQUE, DO SPRAY PAINTING WITH A TOOTHBRUSH ON A4 SHEET.
- 3) Pg 54,55- DO ANY 1 COLLAGE ON A4 SIZE SHEET. IN COLLAGE PAPER SHOULD BE TEARED.
- 4) MAKE ONE SPECIMEN OF EYPTIAN JEWELLERY (NECKPIECE WITH EARRINGS OR HEADGEAR OR HAND ORNAMENTS IN REAL WEARABLE SIZE). RESEARCH WELL BY LOOKING UP AT EXAMPLES.
USE CARDBOARD, OR ANY WASTE MATERIAL LIKE BEADS, NUT COVERS, ETC TO CREATE BEAUTUFUL JEWELLERY PIECES AND PAINT THEM IN ACRYLIC PAINTS.

HAPPY
SUMMER
HOLIDAYS